


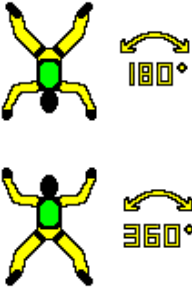
8 Star



(1,5,9,13,17,21,25)


The diagram shows two skydivers in a star formation. The top diver is inverted with arms and legs spread. The bottom diver is upright with arms and legs spread, positioned directly below the top diver.

(inter)



The diagram shows two skydivers in a star formation. The top diver is inverted with arms and legs spread. The bottom diver is upright with arms and legs spread. A curved arrow indicates a 180-degree rotation from the top diver's position to the bottom diver's position. A second curved arrow indicates a 360-degree rotation from the bottom diver's position back to the top diver's position.


Caterpillar



(2,6,10,14,18,22,26)

The diagram shows two skydivers in a caterpillar formation. The top diver is upright with arms and legs spread. The bottom diver is upright with arms and legs spread, positioned directly below the top diver.

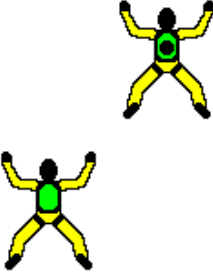
6 Stairstep



(3,7,11,15,19,23,27)

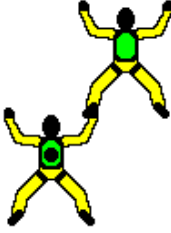
The diagram shows two skydivers in a stairstep formation. The top diver is upright with arms and legs spread. The bottom diver is upright with arms and legs spread, positioned to the left and slightly below the top diver.

(inter)



The diagram shows two skydivers in a stairstep formation. The top diver is upright with arms and legs spread. The bottom diver is upright with arms and legs spread, positioned to the left and slightly below the top diver.

Stairstep



(4,8,12,16,20,24,28)

The diagram shows two skydivers in a stairstep formation. The top diver is upright with arms and legs spread. The bottom diver is upright with arms and legs spread, positioned to the left and slightly below the top diver.