


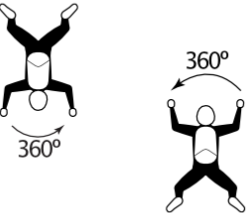
4 Opposed Stairstep



(1,4,7,10,13,16,19)

The diagram shows two stylized human figures. The figure on the left is inverted, with its head at the bottom and feet at the top. The figure on the right is upright, with its head at the top and feet at the bottom. They are positioned such that their feet are close together, forming a 'stairstep' shape.

(inter)




360°

360°

The diagram shows two stylized human figures. The figure on the left is inverted, with a curved arrow below it labeled '360°' indicating a full rotation. The figure on the right is upright, with a curved arrow above it labeled '360°' indicating a full rotation.

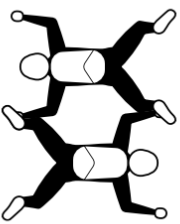
Opposed Stairstep



(2,5,8,11,14,17,20)

The diagram shows two stylized human figures. The figure on the left is inverted, with its head at the bottom and feet at the top. The figure on the right is upright, with its head at the top and feet at the bottom. They are positioned such that their feet are close together, forming a 'stairstep' shape.

C Compressed Accordion



(3,6,9,12,15,18,21)

The diagram shows two stylized human figures. The figure on top is inverted, with its head at the bottom and feet at the top. The figure on the bottom is upright, with its head at the top and feet at the bottom. They are positioned such that their feet are close together, forming a 'compressed accordion' shape.