


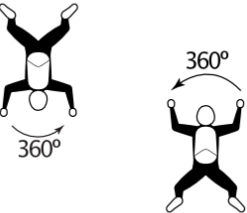
4 Opposed Stairstep



(1,4,7,10,13,16,19)

The diagram shows two stylized human figures. The figure on the left is inverted, with its head at the bottom and feet at the top. The figure on the right is upright, with its head at the top and feet at the bottom. They are positioned such that their feet are close together, forming a 'stairstep' shape.

(inter)




360°

360°

The diagram shows two stylized human figures. The figure on the left is inverted, with a curved arrow below it labeled '360°'. The figure on the right is upright, with a curved arrow above it labeled '360°'. This indicates that each figure performs a 360-degree rotation.

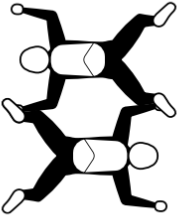
Opposed Stairstep



(2,5,8,11,14,17,20)

The diagram shows two stylized human figures in the same 'Opposed Stairstep' configuration as in the first diagram, with one inverted and one upright.

C Compressed Accordion



(3,6,9,12,15,18,21)

The diagram shows two stylized human figures stacked vertically. The top figure is inverted, and the bottom figure is upright. They are positioned such that their feet are close together, forming a 'compressed accordion' shape.